

The Tip-Off Bar
Seal

The Tip Off seal has been developed in an effort to provide the best possible closure for quart bottles containing distilled spirits. In conjunction with the seal a special bottle finish is supplied on which Tip Off closures are applied by a machine producing a "tailored" fit of the cap on the bottle. Tip Off closures when shipped are straight sided as shown in the illustration on the left, and are conformed to the bottle finish in the spinning machine. This indented side wall furnishes a secure original seal and a reliable snap fit for re-sealing. It has been tested and proved to withstand internal pressure in excess of that developed in the most severe commercial usage. Machines are available in two sizes capable of application speeds between 40 and 120 per minute.



Clc-20



OWENS - ILLINOIS GLASS COMPANY

TUMBLER DIVISION

DAIRY CONTAINERS
FOOD CONTAINERS
PREMIUMS

DAIRY

COTTAGE CHEESE • SOUR CREAM • MILK

FOOD

DRIED BEEF

MAYONNAISE and
MAYONNAISE

PRODUCTS

PRESERVES

JELLY

PEANUT BUTTER

MUSTARD

PICKLES

RELISH

CANDY

SYRUP

POPCORN

NUT MEATS

TEA

SPICE

PREMIUMS

FOR PREMIUM MERCHANDISING
ALL ACCOUNTS



TUMBLERS



Illustration of tumblers with ACL. Reading from left to right: Merry-Go-Round Design, Banded Tumbler, Windmill Design, Donald Duck Design

Food packers everywhere know that Genuine Libbey Safedge Tumblers increase sales. From their experience, they know that the exceptional beauty of these tumblers attract housewives to their first trial of the products they contain. Packers know that the re-use value as table glasses compels the repeat purchase because of the housewife's desire to own a complete set of these thin-blown, paste-mold tumblers.




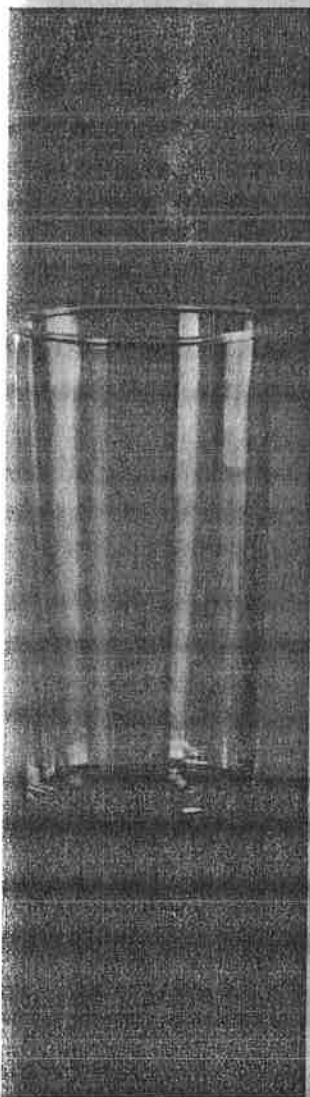


Illustration of decorated tumblers. Reading from left to right: Sail Boat Design, Dutch Maid Design, Blue Bird Design, Mickey Mouse


We offer a complete line of sizes and styles with a wide range of color decorations. In addition to this, special designs or decorations may be had at a slight additional cost. The illustration shows only a very few of the many stock designs and decorations, all of which are produced by the silk screen method of applying color with the exception of the enamel banded tumbler illustrated second from left on page T - 1. All colors are permanently fused into the surface of the glass so as to withstand daily washing and still retain their lustrous beauty.



TUMBLERS



5525



5534


5539

5529

5526

Tumbler No.	Price Classification Ounces	Capacities		Cap Size MM
		Min.	Max.	
5534	18	17-1/4	18	83
5538	18	16-7/8	17-5/8	83
5539	16	16	16-3/4	72
5525	14	14-1/4	14-3/4	72
5523	12	12-1/4	12-3/4	72
5526	12	11-1/4	11-3/4	72
5529	10	10	10-1/2	68
5532	9	9-1/8	9-5/8	68





5536

5522

5533

5530



5520


Tumbler No.	Price Classification Ounces	Capacities		Cap Size MM
		Min.	Max.	
5520	9	9	9-1/2	72
5537	9	8-7/8	9-3/8	68
5528	8	8	8-1/2	68
5530	8	8-1/4	8-1/2	61
5533	7	6-1/2	7	61
5527	6	6-5/16	6-11/16	61
5522	5	5	5-1/4	57
5536	4	4-1/2	4-3/4	57
5531	4	3-7/8	4-1/8	54



TUMBLERS



5541



5540


5542

5546

5543

Tumbler No.	Price Classifi- cation Ounces	Capacities		Cap Size MM
		Min.	Max.	
5540	12	12-1/4	12-3/4	72
5542	10	10	10-1/2	72
5541	9	9	9-1/2	72
5546	8	8-1/4	8-3/4	68
5545	6	6-1/4	6-5/8	61
5543	5	5	5-1/4	57





5565

5566

5570

5567




5570


Tumbler No.	Price Classifi- cation Ounces	Capacities		Cap Size MM
		Min.	Max.	
5568	12	12-1/4	12-3/4	72
5567	8	8-1/4	8-3/4	68
5566	5	4-7/8	5-1/8	57
5565	4	4-3/8	4-5/8	57
5570	7	7	7-3/8	68
5571	8	7-3/4	8-1/4	68



TUMBLERS



5502




5700

5701

5702

Tumbler No.	Price Classifi- cation Ounces	Capacities		Cap. Size MM
		Min.	Max.	
5700	12	11-3/4	12-1/4	72
5702	10	9-3/4	10-1/4	68
5701	8	8	8-1/2	68





5760 ← 5529 (N.E.115) 5520 (N.E.24)



5740 Harding Tumbler

Tumbler No.	Price Classification Ounces	Capacities		Cap Size MM	
		Min.	Max.		
5740	Special	9-1/2	10	61	Milk Container
5760	12	12-1/4	12-3/4	80	Marmalade Jar
* 5520	9	9	9-1/2	72	Needle Etch #24
* 5529	10	10	10-1/2	68	Needle Etch #115


*Needle etching can be supplied on any tumbler on order.



TUMBLERS



5600



5581

5601


5580

Tumbler No.	Price Classifi- cation Ounces	Capacities		Cap Size MM
		Min.	Max.	
5581	10	10-5/8	10-3/4	72
5580	10	10	10-1/2	72
5601	10	10	10-1/2	72
5600	9	9	9-1/2	72



MICKEY MOUSE TUMBLERS

PREMIUM
TUMBLERS




Few premium items have the sales-building possibilities of genuine Libbey Safedge tumblers decorated with the original Disney characters in colors. Mickey Mouse, Minnie Mouse, Pluto the Pup, Clarabelle Cow, Donald Duck and Horace Horsecollar on these clear thin-blown tumblers are sales aids you cannot afford to deny your product.

Owens-Illinois, has exclusive license for the application of the Disney characters to glass. No other company can offer glass items of comparable premium value—just as no other company will positively guarantee to replace tumblers which chip on the rim.

Combine these exclusive Libbey features in your merchandising and advertising plans.

Tumblers decorated with the Disney characters in color are available in all standard capacities.

370 LINE



D-372

D-374

D-373

D-371

P
R
E
M
I
U
M

T
U
M
B
L
E
R
S

These carefully selected banded tumblers have not heretofore been available. Their unique shape was created by one of America's foremost designers and the contours of the glass are in accord with the trend in modern designs and modern interiors. The line is regularly stocked in fruit juice, water tumbler, hiball and iced tea sizes—crystal or rose glass available. No other manufacturer can offer the genuine SAFEDGE feature—rims unconditionally guaranteed against chipping.

Mold No.	Capacity	Item	Description -	Doz. to Ctn.	Wt. per Ctn.
D-371	5 oz.	Fruit Juice	Crystal or Rose	12	38 lbs.
D-372	9 oz.	Water Tumbler	Crystal or Rose	12	55 lbs.
D-373	10 oz.	Hiball	Crystal or Rose	12	58 lbs.
D-374	12 oz.	Iced Tea	Crystal or Rose	6	30 lbs.

SIXTEEN PIECE TUMBLER AND COASTER SET




The sixteen piece tumbler and coaster set, illustrated above, is a premium offering of obvious quality. If customer good will is important to you, this set merits your interest and consideration.

The set is made up of eight Libbey Safedge ten-ounce tumblers and eight lithographed metal bridge coasters. The tumblers are handsomely decorated with an all-over design in two colors and the coasters are decorated on the inside with a table, printed in two colors, giving the latest official contract bridge score.

The price of these sets is extremely attractive and they are available in minimum quantities of 100, f. o. b. Toledo. Each set is packed in an individual shipping carton ready for customer distribution. Weight per carton $3\frac{1}{2}$ lbs.

BREWERS' CRESTS

PREMIUM
TUMBLERS



A-10019 12 oz.
Footed Pilsener

A-10022 14 oz.
Sham Bottom Pilsener

A-8656 10 oz.
Goblet

Genuine Libbey Safedge glasses have played an important part in advertising and merchandising the famous brand names illustrated above.

More so than at any time in the past brewers are recognizing the necessity for a sales incentive ideally suited to point-of-sale use. Colorful crests fired permanently into genuine Libbey Safedge beer glasses meet this need admirably.

Safedge glasses are used wherever beer is dispensed, for they are the most economical of all bar glasses and they are the only glasses in the world positively guaranteed against chipped rims.

Safedge beer glasses are available in all standard shapes and sizes for premium users.