

A-355  
A-3415  
A-5066  
A-5070  
A-5134  
A-343



A-3034



A-3759



A-1226

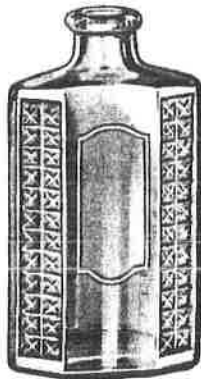
MOLD No.	CAPACITY IN OUNCES	IDEAL FILLING POINT	WEIGHT IN OUNCES	HEIGHT IN INCHES	WIDTH IN INCHES	THICKNESS IN INCHES	FINISH
A-3759	6 DR.	2-1/4	2	3-1/4	1-13/32	27-32	20-150
A-3415	1	3	2-1/2	3-15/16	1-27/64	31/32	20-400
A-343	1	3-5/32	2-1/2	4-1/4	1-7/16	1	#2 CORK 20-400
A-5070	1-3/64	3-5/32	2-11/16	3-61/64	1-7/16	63/64	#3 CORK
A-5066	2-1/16	3-7/8	4-1/4	4-43/64	1-45/64	1-9/64	#3 CORK
A-5134	4	4-9/16	6-1/2	4-47/64	2-1/32	1-23/64	#3 CORK
A-355	4	5-1/2	7	6-7/8	1-27/32	1-5/16	#6 CORK 24-400
A-3034	4	4-3/16	5-1/4	5-17/32	2-19/64	1-15/64	20-300
A-1226	6	4-5/8	6-5/8	6-7/16	2-13/32	1-9/16	#5 CORK 24-400

OBLONG TOILETS







A-839




A-3821



A-5900-IS



A-5615



A-4780


OBLONG TOILETS



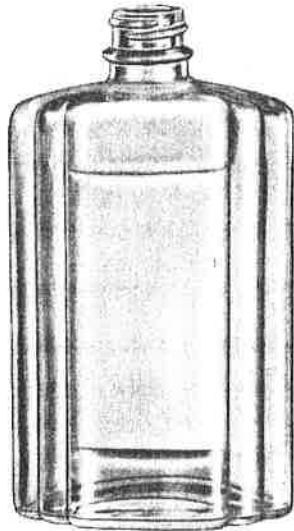
MOLD NO.	CAPACITY IN OUNCES	IDEAL FILLING POINT	WEIGHT IN OUNCES	HEIGHT IN INCHES	WIDTH IN INCHES	THICKNESS IN INCHES	FINISH
A-3821	1	2-7/8	2	3-13/32	1-25/32	55/64	#1 CORK
A-839	2	2-15/64	4	3-19/64	1-58/64	1-1/4	A-1300
A-5900	3-1/8	4-3/32	4-1/2	4-29/32	2-31/64	1-1/64	20-410
A-5615	4	4-7/32	5-1/2	5-9/32	2-7/64	1-9/32	24-400
A-4780	6	4-21/32	7	5-9/16	2-37/64	1-15/32	18-415




A-5556



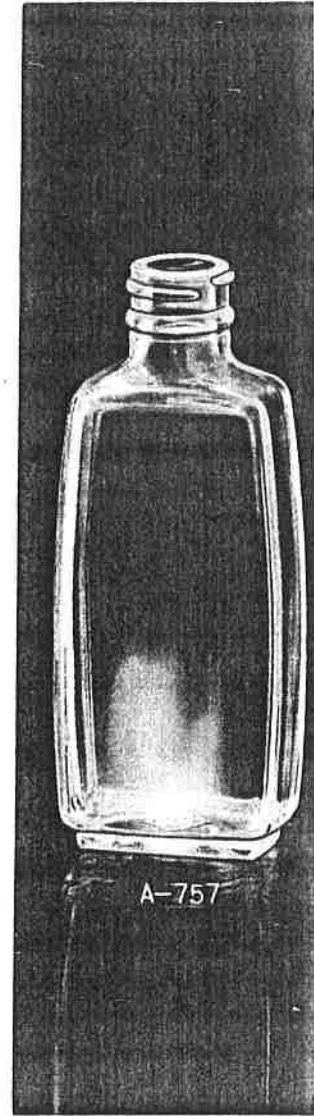
A-4442



A-5557



A-4456



A-757

MOLD No.	CAPACITY IN OUNCES	IDEAL FILLING POINT	WEIGHT IN OUNCES	HEIGHT IN INCHES	WIDTH IN INCHES	THICKNESS IN INCHES	FINISH
A-5556	3	3-5/16	4-1/2	4-1/4	2-3/8	1-11/32	20-400
A-757	3	4-3/8	4-1/2	5-1/4	2-3/64	1-7/64	24-400
A-4442	3	3-7/16	4-1/2	4-7/32	2-29/64	1-5/64	22-400
A-5557	4	4	5-3/4	5-1/16	2-23/32	1-11/32	20-400
A-4456	4	4-9/16	5-1/2	5-1/32	2-43/64	1-1/16	22-400 SPEC. "H"

OBLONG TOILETS





A-4999-IS  
A-5000-IS  
A-5005-IS  
A-5895



A-4192-IS  
A-4191-IS



A-4340-IS  
A-5638-IS



A-5502

OB LONG TOILETS



MOLD No.	CAPACITY IN OUNCES	IDEAL FILLING POINT	WEIGHT IN OUNCES	HEIGHT IN INCHES	WIDTH IN INCHES	THICKNESS IN INCHES	FINISH
A-4191-IS	7/16	1-3/16	1	2-5/64	1-3/8	3/4	15-425
A-5505-IS	2	3-1/64	3-1/4	3-3/4	2-7/64	3-1/3	15-425 18-410
A-5502	2-1/4	2-11/16	4	3-33/64	2-23/64	1-9/64	18-300 18-415
A-4192-IS	2-9/16	2-1/16	3-1/2	3-3/64	2-15/32	1-27/64	18-400
A-5638-IS	3	2-1/2	4-1/2	3-21/64	2-25/32	1-23/64	20-301A 410
A-4340-IS	3	2-3/4	4-1/2	3-21/64	2-49/64	1-17/64	28-400
A-4999-IS	4	3-7/8	5-1/4	4-9/16	2-9/16	1-3/16	20-400 22-410
A-5000-IS	6	4-1/4	7	5-5/32	2-29/32	1-11/32	24-410 22-400
A-5895	12	4-31/32	11	6-1/8	3-41/64	1-45/64	20-300 410 S.P.




A-4224-IS  
A-4225-IS



A-4226-IS



A-4228-IS

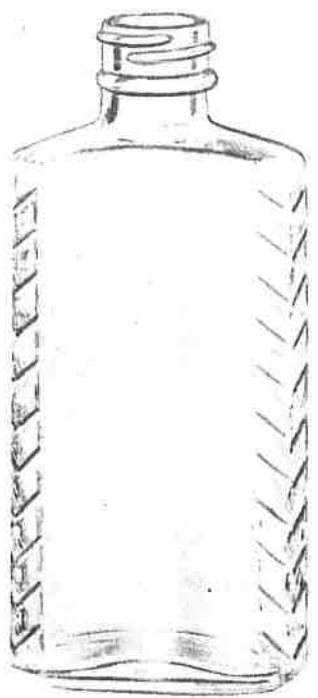


A-4321-IS


MOLD No.	CAPACITY IN OUNCES	IDEAL FILLING POINT	WEIGHT IN OUNCES	HEIGHT IN INCHES	WIDTH IN INCHES	THICKNESS IN INCHES	FINISH
A-4228-IS	1	1-55/64	2	2-7/16	2-15/32	13/16	15-415
A-4226-IS	1	2-11/16	2	3-9/64	1-31/32	59/64	13-415
A-4224-IS	1	1-7/8	2	2-7/16	2-19/32	3/4	15-415
A-4225-IS	4	2-13/16	5	3-13/32	3-23/32	1-3/16	24-410
A-4321-IS	5	3-7/8	6	5-1/8	2-9/32	1-35/64	24-400

OBLONG TOILETS





A-5466



OBLONG TOILETS




MOLD No.	CAPACITY IN OUNCES	IDEAL FILLING POINT	WEIGHT IN OUNCES	HEIGHT IN INCHES	WIDTH IN INCHES	THICKNESS IN INCHES	FINISH
A-5540-IS	1/4	1-9/16	17/32	2-1/16	7/8	39/64	13-415
A-5586-IS	1/2	1-15/16	1-1/8	2-33/64	1-3/32	49/64	13-415
A-6011	3/4	2	1-3/8	2-13/16	1-7/32	29/32	15-415
A-4903-IS	1	2-9/16	2	3-13/64	1-5/16	63/64	15-415
A-4904-IS	2	2-31/32	3	3-39/64	1-5/8	1-7/32	15-415
A-4905-IS	3	3-11/32	4	3-63/64	1-7/8	1-21/64	18-410
A-5466	4	4-3/16	5-1/2	5	2-11/32	1-9/32	24-400
A-4906-IS	4	3-25/32	5	4-15/32	2-1/32	1-13/32	20-410
A-4338-IS	6	4-13/32	7	4-31/32	2-9/32	1-19/32	20-410 20-300
A-4289-IS	8	4-25/32	8	5-5/16	2-27/64	1-51/64	20-410 20-300




A-2172  
A-4713  
A-4093  
A-4331




A-4730-IS  
A-4510-IS  
A-4665-IS



B-622  
B-620



B-621




A-4316-IS

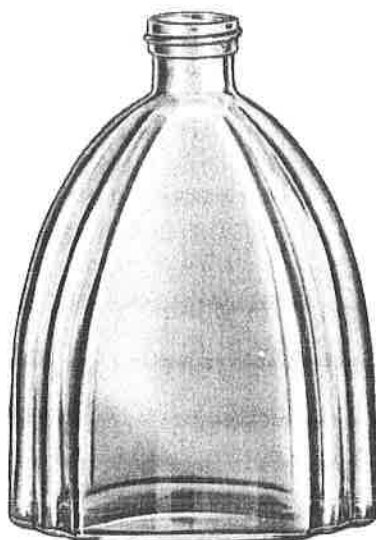
MOLD No.	CAPACITY IN OUNCES	IDEAL FILLING POINT	WEIGHT IN OUNCES	HEIGHT IN INCHES	WIDTH IN INCHES	THICKNESS IN INCHES	FINISH
A-2172	1/2	1-25/32	1-1/2	2-7/16	1-49/64	43/64	#2 Cork 14-300 14-400
A-4713	1	2	2-5/8	3	2-7/32	7/8	20-400
A-4331	1	2	2-1/2	2-7/8	2-7/32	27/32	18-400
A-4730-IS	1-1/2	2-11/16	2-1/2	3-25/64	2-5/16	7/8	18-410
B-620	2	4-1/32	3-11/16	4-31/32	1-31/32	1-1/32	20-400
B-621	3	4-7/16	5-3/4	5-7/16	2-9/32	1-13/64	24-400
B-622	3	4-13/32	5-1/2	5-7/16	2-19/64	1-1/4	24-400
A-4510-IS	3	3-17/64	4-1/2	4-1/16	2-53/64	1-3/32	20-410
A-4093	4	3	5-1/2	3-3/4	3-15/64	1-11/32	#4 Cork
A-4665	4	3-1/2	6-1/2	4-7/16	3-9/64	1-1/4	18-410
A-4316	6	5-1/4	8	6-1/4	2-1/2	1-9/32	20-400

OBLONG TOILETS  
PERFUMES





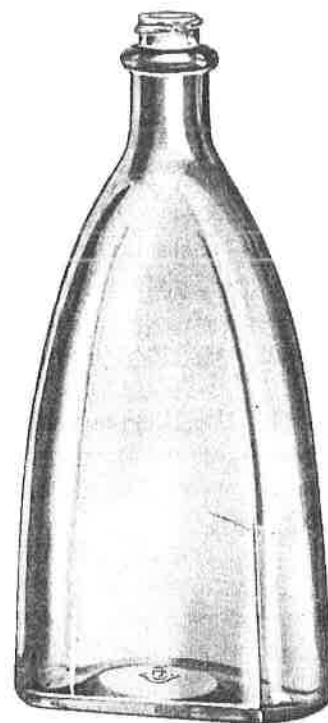
A-1296



A-4243-IS  
A-4828-IS  
A-4242-IS



A-5803



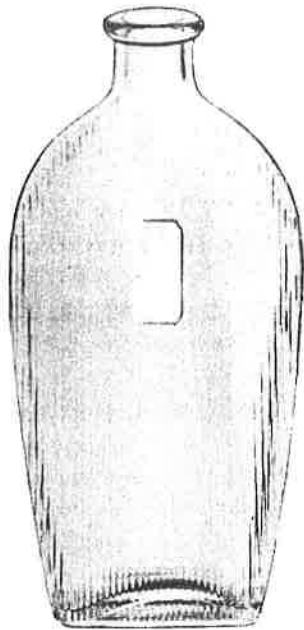
A-4000  
A-349

**TAPER TOILETS  
PERFUMES**

MOLD No.	CAPACITY IN OUNCES	IDEAL FILLING POINT	WEIGHT IN OUNCES	HEIGHT IN INCHES	WIDTH IN INCHES	THICKNESS IN INCHES	FINISH
A-4242-IS	1	2-7/16	2-1/4	2-51/64	2-9/32	63/64	"O"-CK.
A-1296	2	4-1/16	3-3/4	5-3/8	1-15/32 DIAM.		#3 CORK 12-400
A-349	3-1/2	4-1/2	6-1/4	6-9/64	2-11/16	1-11/64	20-300 20-400
A-4000	3-1/2	4-3/4	5-5/8	5-63/64	2-45/64	1-11/64	24-150
A-4828-IS	4	3-7/8	5	4-1/2	3-1/8	1-3/8	22-410
A-5803	4	4-1/4	7-1/4	6-3/16	2-1/4	1-17/32	#5 CORK
A-4243-IS	8	4-15/16	9	5-3/4	3-63/64	1-11/16	28-400



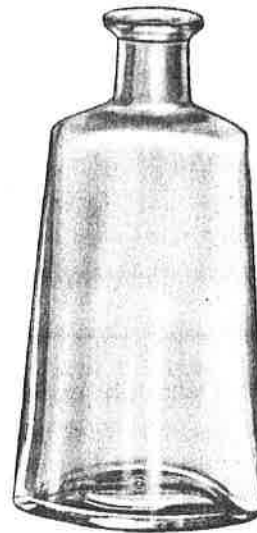





A-2636  
A-750  
A-932  
A-3417



A-356  
A-1780  
A-1964  
A-3684



A-2403




A-772

MOLD No.	CAPACITY IN OUNCES	IDEAL FILLING POINT	WEIGHT IN OUNCES	HEIGHT IN INCHES	WIDTH IN INCHES	THICKNESS IN INCHES	FINISH
A-750	1	BASE OF NECK	2-5/8	4-3/32	1-5/8	47/64	#2 1/2 SHELL CORK
A-932	1-1/4	3-9/16	3	4-1/2	1-47/64	7/8	"O"-1300
A-772	1-7/8	3-23/32	4	4-9/16	2-5/64	1-57/64	#3 1/2 SHELL CORK
A-3684	3	3-3/4	3-3/4	5-1/4	2-1/16	1-3/8	22-400
A-1780	3	3-3/4	5	5-21/32	2-1/64	1-3/8	#4 CORK 21-2700
A-3417	3-1/2	4-3/4	5	6-1/4	2-17/32	1-1/8	13-300-400 20-300
A-2403	4	3-15/16	4-7/8	5-9/16	2-15/16	1-3/4	#4 CORK
A-356	6	4-5/16	7-3/4	6-3/8	2-1/2	1-49/64	18-300 18-400 20-400
A-2636	8	5-9/16	8-1/2	6-5/8	3-13/64	1-39/64	#3 CORK #5 CORK
A-1964	8	5-3/8	9-3/4	7-1/8	2-5/8	1-31/32	20-400 20-300 #4 CORK

TAPER TOILETS  
PERFUMES

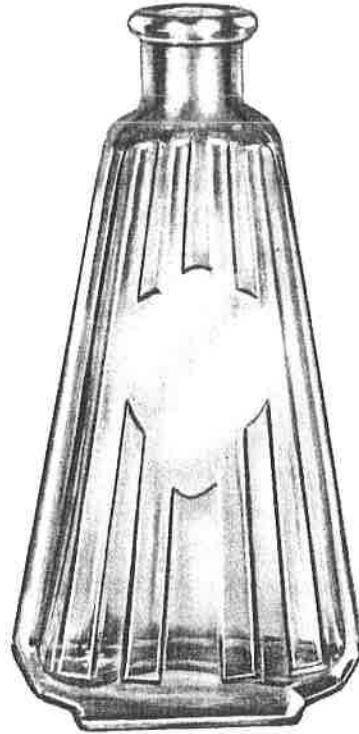




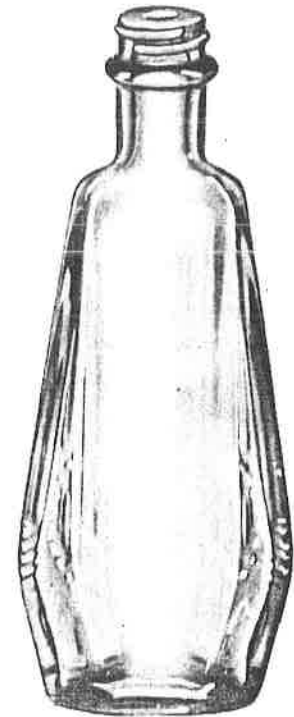
A-1112



A-1494  
A-3143



A-1111

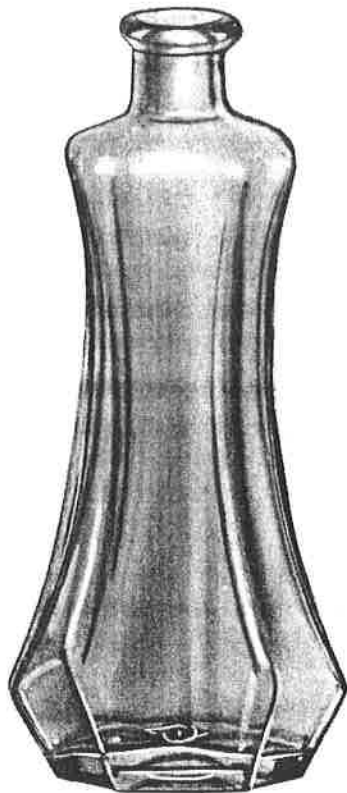


A-3745

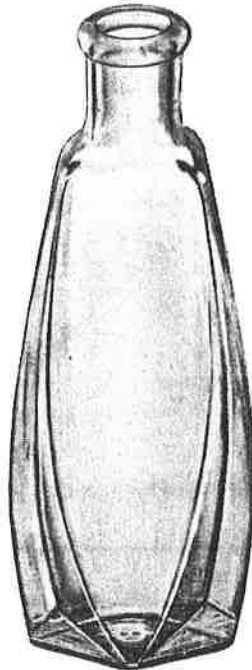
TAPER TOILETS  
PERFUMES



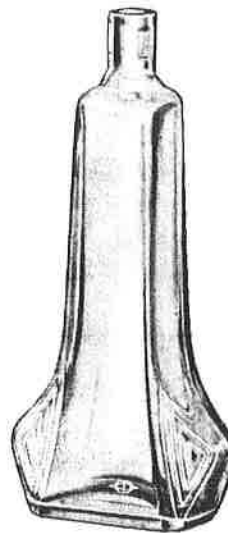
MOLD No.	CAPACITY IN OUNCES	IDEAL FILLING POINT	WEIGHT IN OUNCES	HEIGHT IN INCHES	WIDTH IN INCHES	THICKNESS IN INCHES	FINISH
A-1494	1	2-3/4	2	3-9/16	1-59/64	1-3/16	#2 CORK 20-300 20-400
A-3143	1	3-3/4	3	4-3/8	2-1/16	1-1/16	#3 SHELL CORK
A-3745	2	4-13/16	6-3/8	5-19/32	2-11/32	1-1/16	#2 CORK
A-1111	3-1/4	4-25/32	5-1/2	5-19/32	2-3/4	1-1/64	#4 CORK 22-300
A-1112	4	4-3/4	7-1/4	5-13/32	2-1/2	1-7/16	SP. Sc. CAP



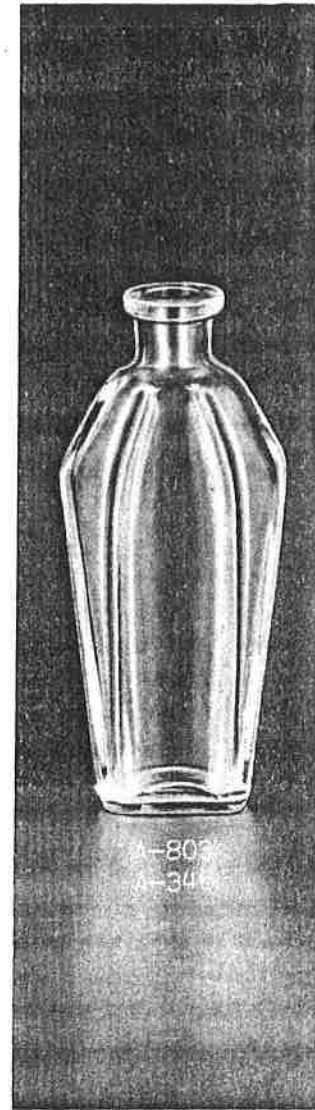
A-702



A-709  
A-5151



A-721

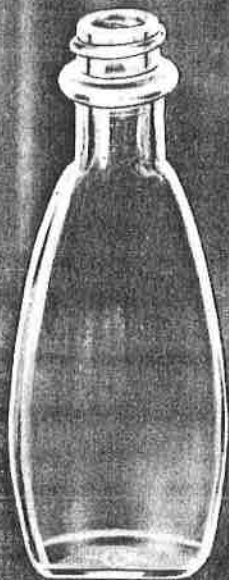


A-803  
A-346

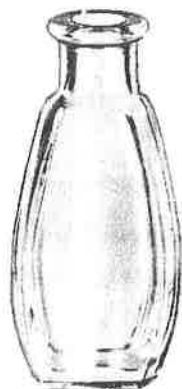
MOLD NO.	CAPACITY IN OUNCES	IDEAL FILLING POINT	WEIGHT IN OUNCES	HEIGHT IN INCHES	WIDTH IN INCHES	THICKNESS IN INCHES	FINISH
A-803	1/4	BASE OF NECK	1-1/4	3	1-1/4	5/8	#1½ SHELL CORK
A-721	1/2	"	1-5/8	3-27/32	1-39/64	47/64	#2 CORK
A-702	1/2	"	1-7/8	3-3/4	1-7/16	45/64	#2 SHELL CORK
A-709	1	"	2-1/2	4-29/32	1-11/16	13/16	#2½ SHELL CORK
A-346	2	"	6-1/2	5-1/2	2-5/8	1-1/4	#5 CORK
A-5151	2	4-1/16	4-1/4	5-1/32	1-31/32	1-5/64	22-400

TAPER TOILETS  
PERFUMES






A-867



A-339



A-1141

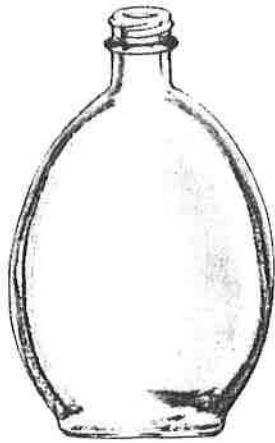


A-1143  
A-1142


OVAL TOILETS  
PERFUMES




MOLD No.	CAPACITY IN OUNCES	IDEAL FILLING POINT	WEIGHT IN OUNCES	HEIGHT IN INCHES	WIDTH IN INCHES	THICKNESS IN INCHES	FINISH
A-339	1/2	1-1/8	1-1/2	3-1/16	1-3/8	13/16	#2 CORK 18-400
A-867	7 DR.	2-29/32	2-1/2	3-25/32	1-19/32	26/32	18-400 #2 CORK
A-1141	1	BASE OF NECK	2	3-7/64	2	1-5/64	#2 SHELL CORK
A-1142	4	4-3/4	5-7/8	5-5/8	2-17/32	1-21/32	#2 1/2 SHELL CORK
A-1143	4	4-15/16	5-7/8	5-25/32	2-35/64	1-5/8	24-400




A-3258



A-1421



A-2540




A-1126

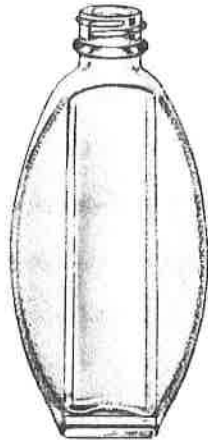
MOLD NO.	CAPACITY IN OUNCES	IDEAL FILLING POINT	WEIGHT IN OUNCES	HEIGHT IN INCHES	WIDTH IN INCHES	THICKNESS IN INCHES	FINISH
A-2540	1/2	2-9/16	1-1/2	3-3/16	1-39/64	23/32	#2 SHELL CORK
A-1421	2	3-3/16	4	4-1/32	2-15/32	1-3/64	#3 CORK 22-400
A-1126	3	4-1/2	5-1/8	5-1/2	2-55/64	15/16	24-400
A-3258	3-1/2	4-1/4	7-1/8	5-1/2	3-11/32	1-31/32	22-400

HORSE SHOE OVA  
TOILETS  
PERFUMES

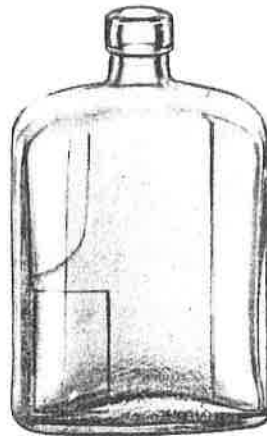




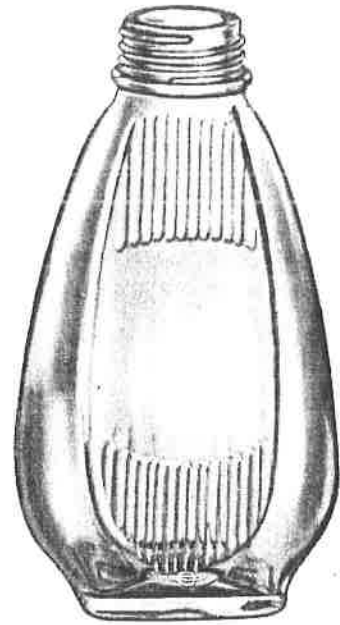
A-744



A-729  
A-733



A-1940




A-2647


OVAL TOILETS  
PERFUMES



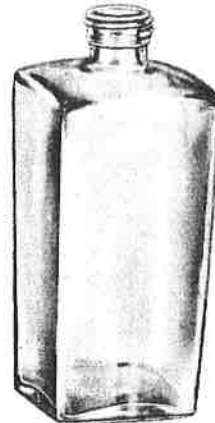
MOLD NO.	CAPACITY IN OUNCES	IDEAL FILLING POINT	WEIGHT IN OUNCES	HEIGHT IN INCHES	WIDTH IN INCHES	THICKNESS IN INCHES	FINISH
A-733	1/2	2-5/8	1-1/2	3-3/32	1-23/64	45/64	#2 SHELL CORK
A-729	1	3-1/8	2-1/2	3-9/16	1-13/16	29/32	#2 1/2 SHELL CORK
A-744	1	BASE OF NECK	2-5/8	4-5/64	1-51/64	53/64	#2 SHELL CORK
A-1940	2	3-1/16	3-3/4	3-11/16	2-17/64	1-7/64	"0" CORK
A-2647	4-1/4	4-3/8	5-1/4	5-3/16	2-25/32	1-11/32	SP. SC. CAP



A-4977



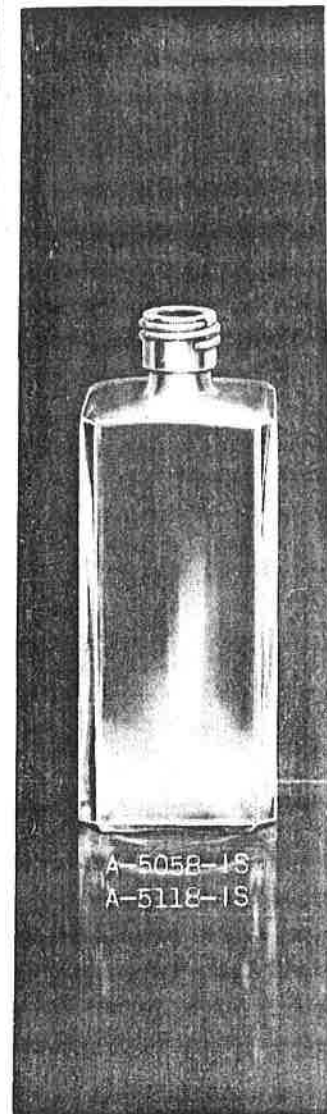
A-3986



A-4223-IS



A-4236-IS  
A-4237-IS  
A-5227



A-5058-IS  
A-5118-IS

MOLD No.	CAPACITY IN OUNCES	IDEAL FILLING POINT	WEIGHT IN OUNCES	HEIGHT IN INCHES	WIDTH IN INCHES	THICKNESS IN INCHES	FINISH
A-5227	1/4	1-7/16	21/32	1-63/64	25/32	25/32	15-425
A-5118-IS	3/4	2-19/32	1-1/2	3-7/64	63/64	63/64	13-415
A-4236	7 DR.	2-15/16	1-7/8	3-11/32	1-7/32	39/64	14 Spec. S.C.
A-5058-IS	2	3-1/32	3	3-11/16	1-13/32	1-13/32	13-415
A-3986	3	4	3-3/4	4-23/32	1-7/16	1-7/16	20-400
A-4223-IS	4	3-1/2	3-1/2	4-1/32	1-27/32	1-27/32	20-410
A-4237	5	5	6	5-5/8	1-9/16	1-9/16	22-400
A-4977-IS	16	4-1/16	12	4-31/32	3-5/64	3-5/64	28-410

SQUARE TOILETS  
PERFUMES






PANEL TOILETS




MOLD No.	CAPACITY IN OUNCES	IDEAL FILLING POINT	WEIGHT IN OUNCES	HEIGHT IN INCHES	WIDTH IN INCHES	THICKNESS IN INCHES	FINISH
A-1205	1/2	2-1/16	2	2-31/32	1-15/32	25/32	K-1300 #2 CORK
A-1209	1	2-1/2	2-3/4	3-1/2	1-3/4	13/16	K-1300
A-1207	2	3-1/4	4-1/4	4-17/32	1-1/16	1-15/16	"O"-1300
A-1208	3	3-3/4	5-3/4	5-1/8	2-3/32	1-1/4	T-1300
A-350	4	3-7/8	7	5-11/16	2-5/16	1-27/64	T-1300 2B-400
A-352	4	4	7-1/4	5-19/32	2-3/8	1-29/64	2B-400
A-693	8	4-7/8	9-1/2	6-7/8	2-7/8	1-5/8	2B-400






A-3404



A-1583



A-755  
A-5440



A-357

MOLD NO.	CAPACITY IN OUNCES	IDEAL FILLING POINT	WEIGHT IN OUNCES	HEIGHT IN INCHES	WIDTH IN INCHES	THICKNESS IN INCHES	FINISH
A-5440	2-3/4	4-7/32	5-7/8	5-9/32	2-13/32	1-3/64	24-400
A-755	3	4-5/16	4-1/2	5-1/4	2-27/64	1-5/64	24-400
A-1583	4	4-3/8	5-5/8	5-3/4	2-3/32	1-9/16	#3 CORK 24-400
A-357	6	5-1/8	9	6-31/32	2-29/64	1-31/64	#6 CORK 28-400
A-3404	8	5-1/8	10-1/8	6-17/32	2-19/32	1-25/32	28-400

PANEL TOILETS





A-3400



A-2339



A-4836-1S  
A-5564



A-5512  
A-5483  
A-5177



A-4277-1S



A-2598



A-4849-1S  
A-5082-1S

PERFUMES



MOLD No.	CAPACITY IN OUNCES	IDEAL FILLING POINT	WEIGHT IN OUNCES	HEIGHT IN INCHES	WIDTH IN INCHES	THICKNESS IN INCHES	FINISH
A-5082-1S	1/8	25/32	9/16	1-1/8	29/32	29/32	13-425
A-4836-1S	5/32	1-1/2	3/8	1-3/4	1-3/64	7/16	8-425
A-4277-1S	5/16	1-11/16	3/4	2-13/32	1-21/64	9/16	10-425 #0 CORK
A-3400	1-1/2 DR.	1-3/8	3/4	2	61/64	5/8	#0 CORK
A-2239	1-1/2 DR.	1-1/2	3/4	2-5/32	1-7/64	21/32	SP. SC. CAP
A-5564-1S	1/4	1-37/64	11/16	2-11/64	1-13/64	9/16	13-425
A-5512-1S	1/4	1-13/32	1	1-55/64	1-11/32	45/64	15-425
A-4849-1S	15/32	1	1-5/16	1-21/32	1-21/64	1-21/64	15-425
A-5483	1/2	1-3/4	1-5/8	2-9/32	1-41/64	3/4	15-425
A-2598	1	2	2-1/4	2-17/32	2-5/32	57/64	#2 CORK
A-5177-1S	1	2-3/8	2-1/2	3-9/32	2-1/8	39/64	18-400